



Underlag HD och ED

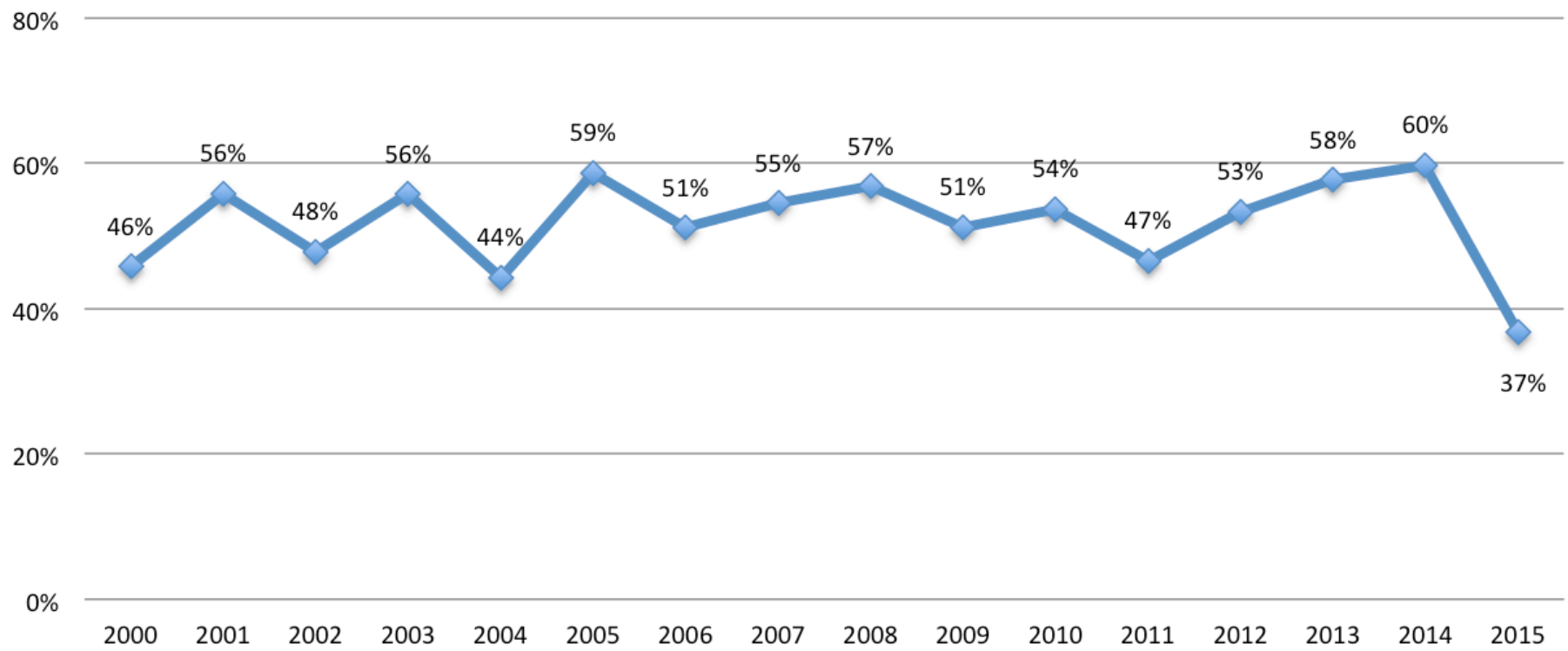
Vit herdehund januari 2017

Höftledsdysplasi (HD)

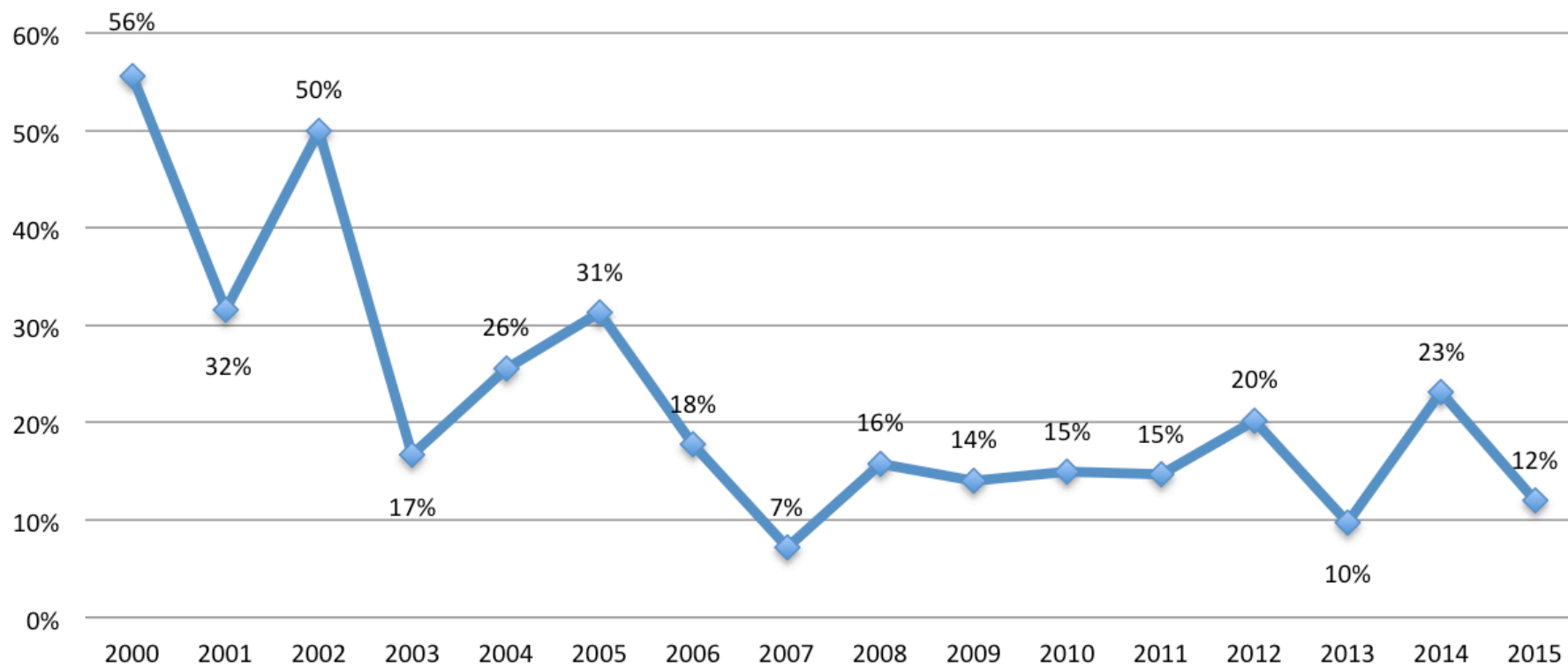
Vit herdehund 2000 - 2015

	2000	2001	2002	2003	2004	2005	2006	2007	2008	2009	2010	2011	2012	2013	2014	2015
Röntgade	46%	56%	48%	56%	44%	59%	51%	55%	57%	51%	54%	47%	53%	58%	60%	37%
Fria	44%	68%	50%	83%	74%	69%	82%	93%	84%	86%	85%	85%	80%	90%	77%	88%
HD belastade	56%	32%	50%	17%	26%	31%	18%	7%	16%	14%	15%	15%	20%	10%	23%	12%

Andel HD-röntgade hundar, födelseår



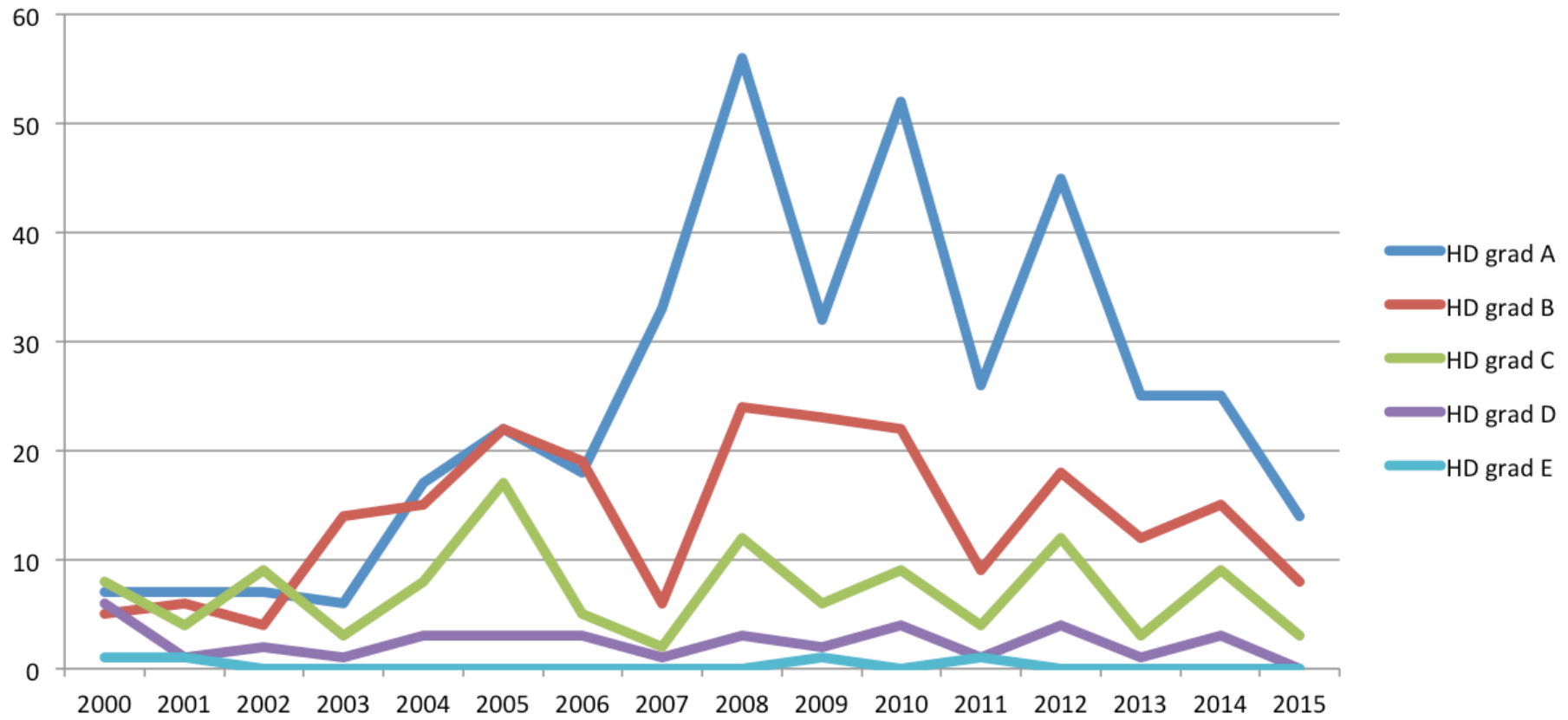
Andel höftledsdysplasi, födelseår



Höftledsdysplasi (HD)

Vit herdehund 2000 - 2015

	2000	2001	2002	2003	2004	2005	2006	2007	2008	2009	2010	2011	2012	2013	2014	2015
HD grad A	25,9%	36,8%	31,8%	25,0%	39,5%	34,4%	40,0%	78,6%	58,9%	50,0%	59,8%	63,4%	57,0%	61,0%	48,1%	56,0%
HD grad B	18,5%	31,6%	18,2%	58,3%	34,9%	34,4%	42,2%	14,3%	25,3%	35,9%	25,3%	22,0%	22,8%	29,3%	28,8%	32,0%
HD grad C	29,6%	21,1%	40,9%	12,5%	18,6%	26,6%	11,1%	4,8%	12,6%	9,4%	10,3%	9,8%	15,2%	7,3%	17,3%	12,0%
HD grad D	22,2%	5,3%	9,1%	4,2%	7,0%	4,7%	6,7%	2,4%	3,2%	3,1%	4,6%	2,4%	5,1%	2,4%	5,8%	
HD grad E	3,7%	5,3%								1,6%		2,4%				

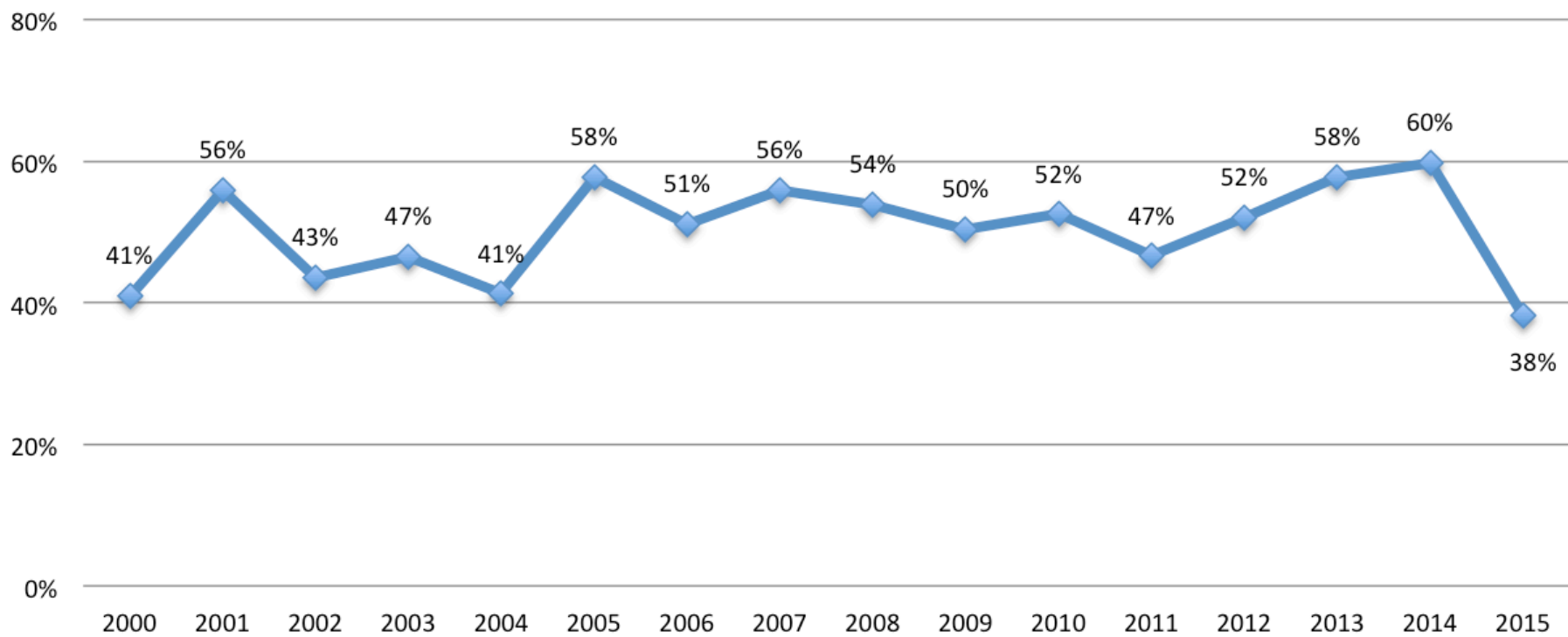


Armbågsdysplasi (ED)

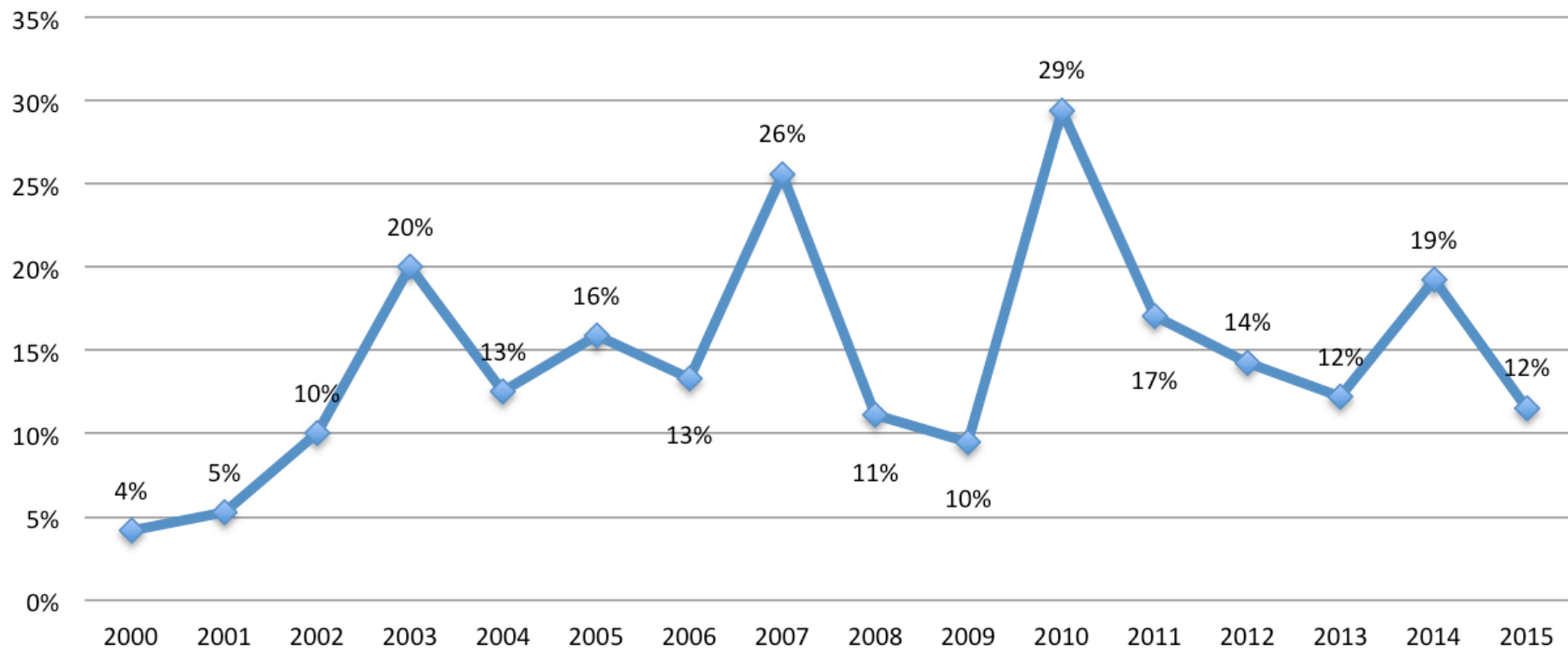
Vit herdehund 2000 - 2015

	2000	2001	2002	2003	2004	2005	2006	2007	2008	2009	2010	2011	2012	2013	2014	2015
Röntgade	41%	56%	43%	47%	41%	58%	51%	56%	54%	50%	52%	47%	52%	58%	60%	38%
Fria	96%	95%	90%	80%	88%	84%	87%	74%	89%	90%	71%	96%	96%	96%	96%	96%
HD belastade	4%	5%	10%	20%	13%	16%	13%	26%	11%	10%	29%	17%	14%	12%	19%	12%

Andel ED röntgade hundar, födelseår



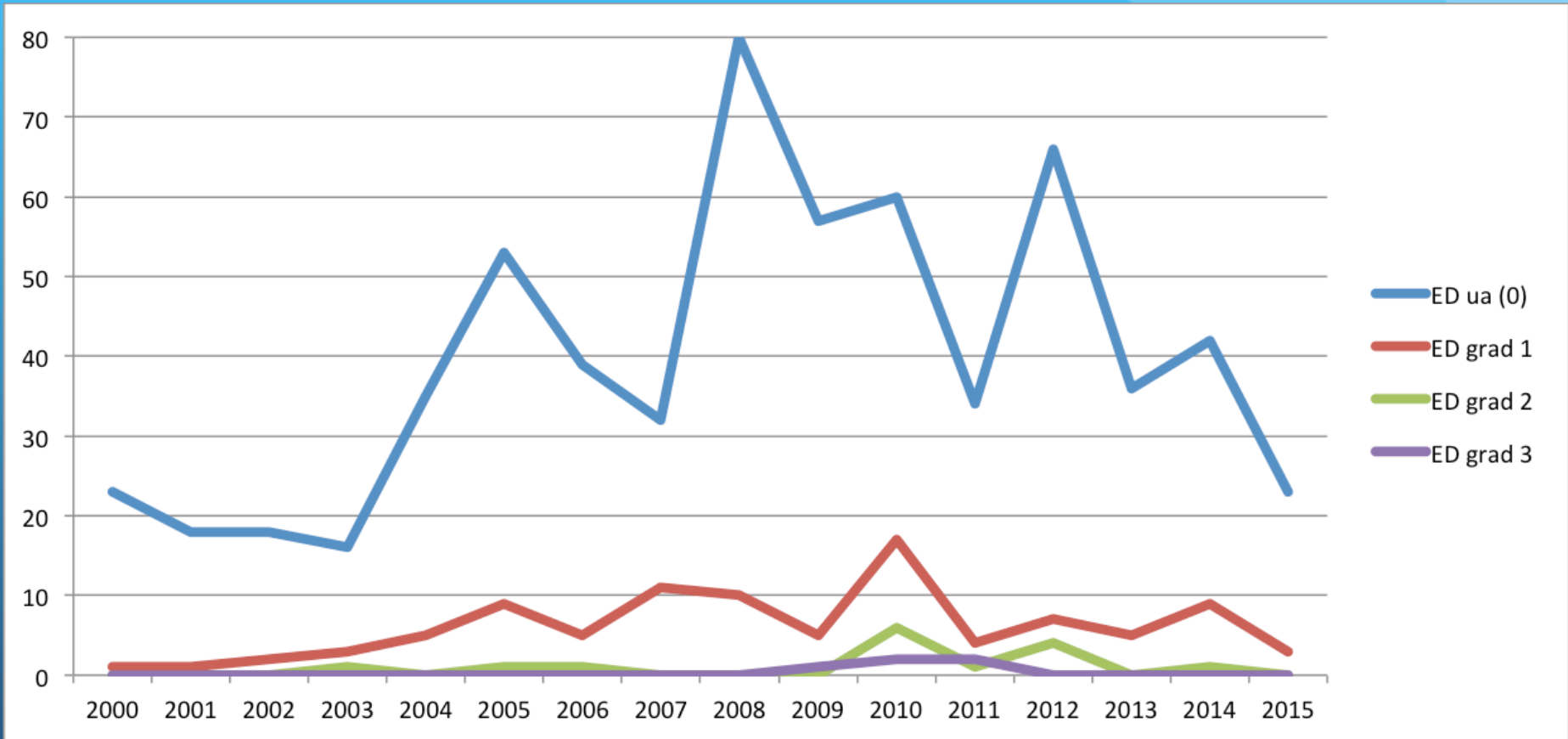
Andel armbågsdysplasi, födelseår



Armbågsdysplasi (ED)

Vit herdehund 2000 - 2015

	2000	2001	2002	2003	2004	2005	2006	2007	2008	2009	2010	2011	2012	2013	2014	2015
ED ua (0)	95,8%	94,7%	90,0%	80,0%	87,5%	84,1%	86,7%	74,4%	88,9%	90,5%	70,6%	82,9%	85,7%	87,8%	80,8%	88,5%
ED grad 1	4,2%	5,3%	10,0%	15,0%	12,5%	14,3%	11,1%	25,6%	11,1%	7,9%	20,0%	9,8%	9,1%	12,2%	17,3%	11,5%
ED grad 2				5,0%		1,6%	2,2%				7,1%	2,4%	5,2%		1,9%	
ED grad 3										1,6%	2,4%	4,9%				



HANAR använda i avel 2006 - 2015

Svenskfödda	Utländska	Import
-------------	-----------	--------

43%	30%	27%
-----	-----	-----

TIKAR använda i avel 2006 - 2015

Svenskfödda	Utländska	Import
-------------	-----------	--------

80%	0%	20%
-----	----	-----

Avelsdjur

Hanar respektive tikar